



VIEW • MASTER®


VIEW • MASTER®
BATMAN™ VIEWER

7+



INSTRUCTIONS

WHAT'S INSIDE?



- ① 1 View-Master® Batman™ Viewer
- ② 1 View-Master® *Batman: The Animated Series*™ Experience Pack
- ③ 1 Adapter for iPhone® 5s, iPhone 5C, iPhone 5

Colors and decorations may vary.

COMPATIBLE DEVICES

View-Master® works best with the following smartphone devices:

Samsung Galaxy S7	LG G4™
Samsung Galaxy S6	LG G3
Samsung Galaxy S6 Edge+	LG Nexus 5X
Samsung Galaxy S5	LG Nexus 5
Samsung Galaxy Note 5	iPhone® 6s Plus
Samsung Galaxy Note 4	iPhone 6s
Motorola Nexus 6™	iPhone 6 Plus
Motorola Moto X (2014)	iPhone 6
Motorola Droid Turbo	iPhone 5s
Huawei Nexus 6P	iPhone 5c**
HTC One®	iPhone 5**
LG G5	iOS 8.1 and above

NOTE: View-Master® Batman™ Viewer may also work with newer model Android™ smartphones not listed above that have screens between 5 and 6 inches.

*View-Master® VR apps may not be optimized for iPhone 5 and iPhone 5C.

1. DOWNLOAD APP

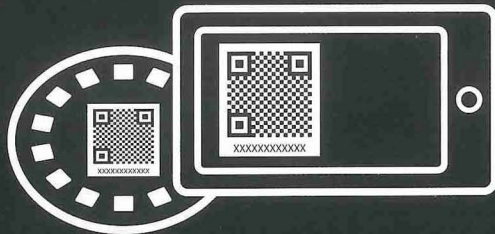
**ENTER YOUR 360°
VIRTUAL REALITY EXPERIENCE!**

1



**DOWNLOAD AND LAUNCH THE
BATMAN: THE ANIMATED SERIES™ APP**

2



**SCAN THE CODE LOCATED ON THE BOTTOM
OF THE REEL WHEN PROMPTED.**

DO NOT LOSE YOUR REEL! Only one device can unlock this content at any given time. When a new device scans the QR Code, the previous device will no longer have access.



Download on the
App Store

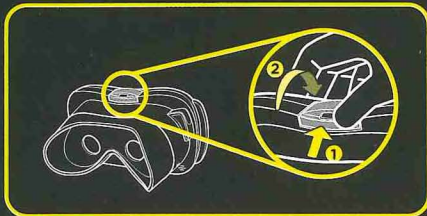


GET IT ON
Google Play

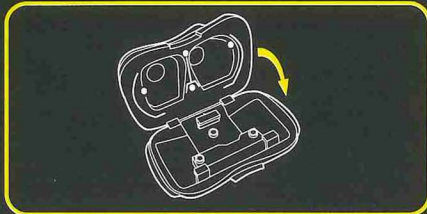
*Data rates may apply.
We reserve the right to terminate the app after 10/15/18.

2. INSERT YOUR SMARTPHONE

- Launch the *Batman: The Animated Series*™ Experience Pack app.
- When prompted, flip the latch to open the View-Master® Batman™ Viewer.

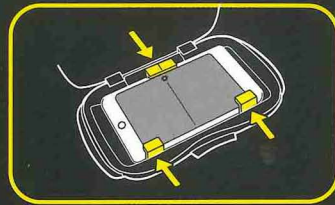
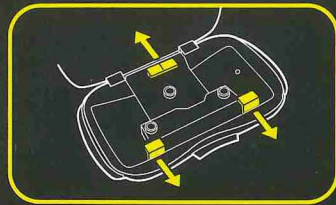


Push button and flip the latch.

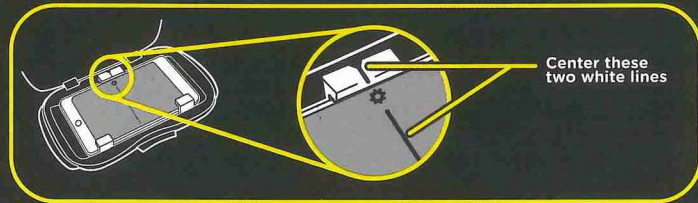


Open the viewer.

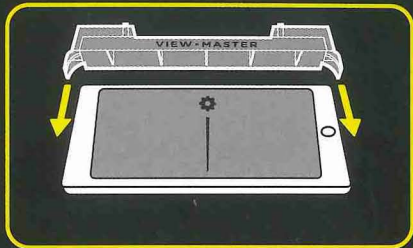
Remove any case from your device then place your device between the clamps in the View-Master® Batman™ Viewer so the screen is facing you, with the top of the device on the left.



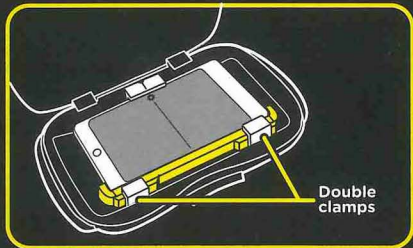
Aligning Your Viewer: It is **very important** that you center your device in the View-Master® Batman™ Viewer. Line up the divider in the middle of the screen with the white mark on the lower clamp.



When using an iPhone 5s, iPhone 5C or iPhone 5, you need to place the adapter onto the right side of the iPhone before placing your iPhone in the viewer.



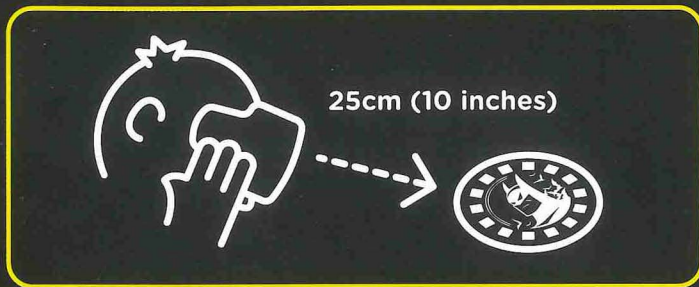
Place the iPhone adapter onto the right side of the device.



Insert phone into viewer with the adapter in the double clamps.

3. USING THE REEL

- Make sure the app is still running.
- Close the viewer and lock the latch.
- Place the reel on a flat surface.
- Look through the viewer at the reel from a distance of 25cm (10 inches) or less.
- Digital icons will appear above the reel. This effect is called Augmented Reality, or **AR**.



Now it's time to see the world in a whole new way. Enjoy!

TROUBLESHOOTING

TO ADJUST THE VOLUME - before placing your smartphone in the viewer, you can use either the physical volume buttons on the phone or go to **SETTINGS** in the app.

IF THE AR ICONS DON'T APPEAR WHEN YOU LOOK AT THE REEL - move the viewer closer to the reel (less than 10 inches).

NOTE: AR icons work best when looking straight down at the reel, and in a well-lit room.

IF THE TINTED WINDOW POPS FROM THE VIEWER - orient the window so the View-Master® icon is positioned at the top then push the window into the back of the viewer until it snaps into place.

IF THE LEVER ISN'T WORKING - Launch a VR experience then remove your smartphone and tap the gear icon at the bottom of the screen. Follow the prompts to configure your viewer (you may be

required to download the Google Cardboard app). Follow the prompts to scan the QR code inside your viewer or use the QR code below.

IF THE 3D EFFECT IS BLURRY - open the View-Master® Batman™ Viewer and re-center your device. If your view is still blurry or is showing double images, remove your smartphone and tap the gear icon at the bottom of the screen. Follow the prompts to configure your viewer (you may be required to download the Google Cardboard app). Follow the prompts to scan the QR code inside your viewer or use the QR code below.

LOCATING THE QR CODE INSIDE YOUR VIEWER



For additional help visit www.view-master.com/troubleshooting

WARNINGS

Calls or other incoming notifications may interrupt your experience.

CAUTION: This viewer is intended for viewing 3D content. Some users may experience motion sickness while viewing 3D images. If you experience dizziness or disorientation, immediately discontinue use of this device until the discomfort subsides.

NOTE: Please be aware of your surroundings. Users should remain stationary while using this product. Standing in a single spot is optimal.

THE VIEW-MASTER® BATMAN™ VIEWER IS NOT A PROTECTIVE CASE.

Works with specially formatted content only.

Images appear on your device touch screen.

Mattel is not responsible for content distributed through the App Store or Google Play™, except for Mattel generated content. Please refer to Apple Inc. and Google Terms of Service.

WARNING

Prevent serious injury.

Periodically check electronic device for cracks, broken glass or other damage.

If damaged, immediately remove from this product.

LEGAL

©2016 Mattel. All Rights Reserved. Mattel, Inc., 636 Girard Avenue, East Aurora, NY 14052, U.S.A. Consumer Services 1-800-524-8697. Mattel U.K. Ltd., Vanwall Business Park, Maidenhead SL6 4UB. Helpline 01628 500303. Mattel Australia Pty Ltd., Richmond, Victoria. 3121. Consumer Advisory Service - 1300 135 312. Mattel East Asia Ltd., Room 503-09, North Tower, World Finance Centre, Harbour City, Tsimshatsui, HK, China. Tel: (852) 3185-6500. Diimport & Diedarkan Oleh: Mattel Southeast Asia Pte. Ltd., No 19-1, Tower 3 Avenue 7, Bangsar South City, No 8, Jalan Kerinchi, 59200 Kuala Lumpur, Malaysia. Tel: 03-78803817, Fax: 03-78803867. Mattel Europa B.V., Gondel 1, 1186 MJ Amstelveen, Nederland.

Apple, the Apple logo and iPhone are trademarks of Apple Inc., registered in the U.S. and other countries. App Store is a service mark of Apple Inc.

Android, Google Play, and the Google Play logo, are trademarks of Google Inc.

Nexus is a trademark of Google Inc.

Samsung Galaxy and Galaxy Note are trademarks of Samsung Electronics Co. Ltd.

LG and the LG logo are registered trademarks of LG Electronics, Inc. G3 and G4 are trademarks of LG Electronics, Inc.

MOTOROLA, MOTO X and the Stylized M Logo are trademarks or registered trademarks of Motorola Trademark Holdings, LLC. DROID is a trademark of Lucasfilm Ltd.

HTC, HTC ONE, and the HTC logo are trademarks of HTC Corporation.

BATMAN and all related characters and elements © & ™ DC Comics and Warner Bros. Entertainment Inc. (s16)



Based on DC Comics Characters.



Powered by
Vuforia™

FDM24-0970G1
1101351574-DOM

