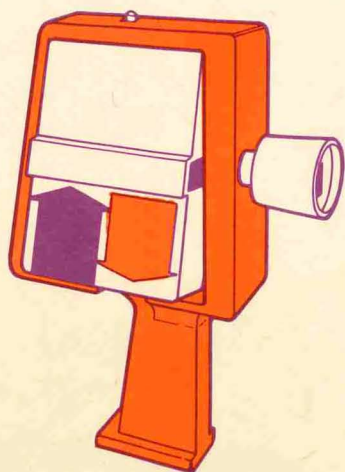



Cassette MOVIE Viewer

For best results, use the Viewer in a WELL-LIGHTED room.



1 With the purple arrow pointing up, tuck in top of Cassette, then snap in bottom.

2 Holding Viewer straight forward, look in the Lens and rotate Lens to line up picture. Focus the picture by slowly moving Lens in and out until picture is sharp.




Kenner

&
General Mills



3 Turn Handle FORWARD to see the show. When you see "THE END," stop and turn the Handle backwards to REWIND film.

4 To remove the Cassette, push up bottom of Cassette and lift out.



More shows available at your dealer

Cassettes will also fit the Kenner Cassette Movie Projector.

Flintstones in "Futuristic Fred"
Flintstones in "Skatebone Flintstone"
Fat Albert and the Cosby Kids in "Splattt!"
Josie and the Pussycats in "Zapped in Space"
Scooby Doo in "Wild Ghost Chase"
Harlem Globetrotters® in "Time to Retire"
The Houndcats in "Misbehavin' Raven"
The Amazing Chan and the Chan Clan in "Cool Jewels"
Bugs Bunny in "Duelin' Dudes"
Archie in "Glump!"
Sabrina in "Critter Clatter"

If you cannot find the shows you want, we will, as a service, send them to you direct. Send \$2.50 per show (check or money order, sorry no C.O.D.'s) with your name, address and zip code. Include the name of the show. Ohio residents add 4% Ohio Sales Tax and ½% Hamilton County Tax. Please allow 30 days for processing of order. Mail to:

KENNER PRODUCTS, DEPT. CV, 912 Sycamore Street, Cincinnati, Ohio 45202